

A.C.C.G.C.
Bernice Thach
4500 N. Ridge Road
Wichita, Kansas 67205



A.C.C.G.C.

Air Capital Carnival Glass Club

May – June 2006
In This Issue



Lee Markley
Box 306
Mentone, Indiana 46539

46539+0306 04



Air Capital Carnival Glass Club

President

Jerry Kudlac
12208 SW 9th Place
Yukon, Oklahoma 73099
(405) 577-2519
jckok@cox.net

Vice President

Virgil Wiebe
1205 Pecanwood Road
Goddard, Kansas 67052
(316) 796-1196
lwiebe@onemain.com

Secretary

Randy Thach
4500 N. Ridge Road
Wichita, Kansas 67205
(316) 722-5837
accgc@cox.net

Treasurer

Dick Elder
3737 Rushwood, #1401
Wichita, Kansas 67226
(316) 684-1019
d_delder@hotmail.com

Historian

Alan Fullrich
2440 W. St. Louis
Wichita, Kansas 67203
(316) 945-8289
alanreva@att.net

Newsletter Editor

Bernice Thach
4500 N. Ridge Road
Wichita, Kansas 67205
(316) 722-5837
accgc@cox.net

Web Master

Jerry Kudlac
Web Site
www.aircapitalcarnivalglass.com/

Photographs by

Jerry Kudlac &
Bernice Thach.

Some photographs copied with permission from the San Diego Carnival Glass Club & the Southern California Carnival Glass Club & Dave Doty's website.

Send new and renewal memberships, address changes, also if interested in educational videos or seminar videos contact Randy Thach.

Contact information for our convention can either be obtained from Don Kime, Jerry Kudlac or Virgil Wiebe.

For information & articles for our newsletter contact Bernice Thach.

Air Capital Newsletter & Advertising Policy is listed on the last page of this newsletter.

Seminar & Educational Videos

We have Videos available for you to purchase.

All of these are from our past conventions.

For details of what these videos are about & who conducted them,
contact Don Kime

at 316-733-8424, or e-mail him at Glassman133@netzero.net.

If you are interested in becoming a member, renewal, or if you are wanting
a video, please fill out the form below and mail your payment to.

Randy Thach / 4500 N. Ridge Road / Wichita, Kansas 67205

Membership is \$20.00 per year for U.S. citizens.

\$22.50 for our Canadian Friends & \$25.00 for other Foreign Memberships.

Video's are \$20.00 each. Make your check payable to A.C.C.G.C.

Information about our **N**ewsletter & Advertisement Policy is listed on the last
page of this newsletter.

Name _____

Address _____

Telephone _____

E-mail Address _____

Please print clearly & fill out all the blanks.

Air Capital Carnival Glass Club

Meetings 1st Sunday Every Other Month.
2006 Air Capital Meetings will be held at the
La Quinta Inn formally
Holiday Inn Airport – Wichita, Kansas
Meet for lunch at 12:30 or come to the meeting at 2:00.

Air Capital Meetings 2006

June 4th, 2006 – Will be held in the home of
Jerry & Cleo Kudlac.

Program for the meeting will be vases.
Bring your favorite vases & any glass that you would like
photographed for articles for the newsletter.

August 6th, 2006
October 1st, 2006
December 3rd, 2006

NEWS NEWS NEWS

The Air Capital Convention will be held this
year October 11th – 15th.

Dave Cotton will be our Banquet Speaker.
Program will be – Have fun collecting & enjoy it to.
Educational Speaker will be Brian Pitman.
We are taking a trip for our 25th convention.

More information to follow.
The hotel will be in the same location but the name has
changed to La Quinta Inn.

NEWS NEWS NEWS

The New Air Capital Web Site is up and running.
Jerry Kudlac is our new webmaster. You can find information about
other clubs, carnival glass books, information about our club, Carnival
Glass articles, an up to date Carnival Glass Calendar and much more.
Check out our website at www.aircapitalcarnivalglass.com/

NEWS NEWS NEWS

So many of our members have been ill.
Here's good well wishes to those we know about.
Eleanor Hamilton, Elvira Kime, Don Kime, Reg Dunham, Will & Judy
Schutz, Winnie Brim & Shirley Reynolds.
Please let us know, if you know anyone who needs a good well wish.

June 3 & 4, 2006 – ACCGC Meeting

Best Western Inn & Suite is within a couple of miles from both the Hostetler's and Kudlac's houses.

For motel reservations call Jerry Kudlac (405) 577-2519. If you are staying at a different motel, please call Jerry Kudlac so we will have an approximate count on who will be attending. See Map

Directions: Routes are marked in Blue and Locations marked are in Red.

If you are coming from Kansas: Exit 1-35 on 138B to the Kilpatrick Turnpike. This route has less traffic and will take to right to your destination. There are two turnpike fees of \$1.00 each.

Best Western Inn & Suite from Kilpatrick Turnpike –Take the **138 exit** to Mustang Rd. This is a tricky exit. If you miss this exit, stay on the Kilpatrick turnpike until it ends on SW 15th Street. Turn right (west) on SW 15th Street go about ¼ mile and turn right (north) on South Mustang Rd. The

Best Western Inn & Suite will be a little over a mile north on the left (west) side of Mustang Rd.

Best Western Inn & Suite from I-40 – take the “**138 & 139**” exit (going west). This is a confusing exit. The **138 exit** will take you to Mustang Rd, turn South, go over the interstate. The service road to the Best Western Inn & Suite will be on your right (west).

Kudlac's house From Best Western Inn & Suite: – Exit Motel on Mustang Rd, go South to the stop light, turn right on Reno Street, go 1 mile west to the next stop light, turn south on Czech Hall Road, then right on Westgate, left on Abigail (first street), south to SW 9th Pl. The Kudlac's home is on the south side of the street before you get to the cul-de-sac. The address is 12208 SW 9th Pl, phone number is (405) 577-2519.

Hostetler's house From Best Western Inn & Suite: Exit Motel on Mustang Rd, go South to SW 15th Street; go east on SW 15th Street to Birkenhead Road and turn left (north) to Dover. The Hostetlers live on the corner of Birkenhead Rd. and Dover Street. The address is 10128 Dover Dr., phone number is (405) 324-0758

Weekend plans:

Saturday, June 3,

- Afternoon - Members and visitors may want to visit antique malls or visit Hostetler's and /or Kudlac's house.
- 4:30- 5:00 p.m. - Meet at the Best Western Inn & Suite lobby to go out to eat. We will have several restaurants to choose from at that time.
- Dessert - Dick and Jeanne Hostetler will host dessert at their house.

Sunday, June 4,

- 11:00 a.m. – Members and visitors are invited to lunch at the Kudlac's house.
- 1:00 p.m. – Club meeting at Kudlac's house.



Convention Planning Continues

Prior to each meeting we meet for lunch. The April meeting had the most members for lunch that we have had in quite a while. We had a good time visiting and of course discussing and catching up the latest news in the carnival glass world. It was great to see so many members at lunch and the meeting.

The April meeting continued with more convention planning. The raffle piece was selected for the convention and it is a Vintage Imperial Poppy Show Vase in Marigold with pink, blue and green iridescence highlights. What a beauty! You will find a photo of it in this newsletter and on the web. On Thursday afternoon of the convention, we will be doing something a little different. Ron Britt has arranged a tour of the Rollin Karg Art Glass Studio which is a few miles from the hotel. You will be able to see glass blowers at work during the tour, but there is more information on another page. Several other projects and developments are in the works which we will announce at a later date in the newsletter and on the website.

Since I am on the subject of the Air Capital website, I will share some of the web stats I reviewed with the members. We get a very comprehensive report each month, but most of it technical in nature (for programming, etc.). So, here are just some items of the most interest. The first two months we had 279 unique visitors, 385 visits with 1548 pages reviewed. The most popular pages visited were in this order: Price Guide Review, Events Calendar, Convention, Resources, and Articles. All close in the number of times viewed. Not bad for our first venture on the internet. We have added articles on carnival glass to the website. So, if you submit an article to the newsletter you might get it published on the website. We are looking for a variety of short stories about your finds or experiences in collecting carnival glass. We hope you will write one and send one to Bernice. The website, especially the events, is being updated weekly; so you need to check it often to see what has been added.

The next meeting June 4, will be a road trip to Yukon, Oklahoma, our home town, which is just a few miles from Oklahoma City. The details of the meeting with directions and a map are included in the newsletter. Everyone is invited and we look forward to seeing you at the meeting.

Jerry Kudlac
President



Silent Auction

We will be holding a Silent Auction again this year at our Convention, so wake up and look around for items you can donate for the Auction.

Remember: One man's trash is another man's treasure. Proceeds from the Auction will help pay Convention expenses.

Dick & Jennie Hostetler



Air Capital Convention Raffle Piece

Can you believe it. Take a chance on this beautiful Poppy Show vase for only \$1.00 per raffle ticket. Raffle tickets will be included in the next newsletter but you don't have to wait. You can send your money to Randy Thach – 4500 N. Ridge Road – Wichita, Kansas 67205 & we will fill out the tickets for you. \$1.00 each or 12 for \$10.00.

Mistake in the last Air Capital newsletter.

Another Uncommon Hat Pin

True Scarab

As with most insect hat pins, it's very desirable. This example sold for \$1,000 in 1995, another for \$700.00 in 1997.



The first picture is of a Throw Pillow Hatpin. It was pictured in the last Air Capital Newsletter as True Scarab. The real True Scarab is pictured on the right.

White Millersburg



Millersburg made virtually no Carnival Glass in white although they did make quite a bit of clear crystal glass.

This tri corner sauce in the Hobstar and Feather pattern is one of two known pieces of Millersburg White Carnival.

It will be for sale at the Mickey Reichel Auction, Winnie Brim collection on August 19th, 2006.

It is pictured in Dave Doty's, Field Guide to Carnival Glass in the colored section.

Karg Art Glass Trip

Air Capital will be taking a trip during our convention to the Karg Art Glass Studio.

We will meet in the lobby of the La Quinta Inn at 1:00 pm on Thursday, October 12th. A map will be presented, or you can follow a car caravan. Shouldn't take us any longer than about 20 minutes for the trip for our tour which begins at 1:30.

Blown Glass by: Rollin Karg

Rollin Karg, engineer turned glassblower, has turned one of his one-time hobbies into a full time career. He attributes his artistic inclination in part to a strong desire to work with his hands. Standing under his spectacular awning and facing the furnace he built, Rollin concentrates on working the hot molten glass. Skillfully he turns a flowing globe, adding intricate colorful designs to the crystal clear mass. The fiery furnace and forces of gravity heighten the artists' exhilaration at bringing dramatic form to the soft, hot glass. The excitement is intensified by nature's own beautiful backdrop, and exquisitely unique glass pieces are born.

Simple hold the magic in your hand when you visit his studio.

His glass is found in discriminating galleries and private collections across the United States and Europe.

Do a internet search and you will get 19,600 results so Rollin Karg is well known. Come join the fun as we will be celebrating our 25th Air Capital Convention.



More information & pictures to follow in our next newsletter.

From the Bears – Don & Lynda Grizzle

Thanks for your interest in the Bear Book 6. It was quite labor intensive. We have enjoyed our past involvement in shedding some much needed light on the prices and interpreting trends.

Now, Don is very busy with his Bear Satellite Communications contracts.

I am busy with my art. Our spare time is busy with 6 chows, and spending more quality time with our parents in Illinois and Michigan, who are in their 80;s. We still collect!!!

This is a great time to do so...and we continually go to auctions looking for more glass and portrait porcelains.

It is a buyers' market in Carnival Glass now. Our advice to buyers has never changed: buy the very best color, iridescence, and quality i.e. shape, pattern and rarity your money can buy.

My logging involvement with edition Book 6, which was our most comprehensive effort, produced carpal tunnel in my right wrist and migraines during its creation.

I'm an artist and my hands and eyesight are critical to my art...so, Don and I are not doing the Bear Book again. We sold out so, removing our ads would be appropriate.

Happy Collecting!!!

The Frolicking Bears, Don and Lynda Grizzle



Biography of Air Capital Convention
Banquet Speaker
Saturday Night October 14th, 2006



Dave Cotton

Dave is a 34 year veteran of the U.S. Air Force and then 15 years as a commercial real estate appraiser.

Now fully retired, he enjoys golf, fishing, backpacking, flying model airplanes, and of course, collecting. Dave has been a casual collector of many things for over four decades. Almost 20 years ago he got serious about collecting toothpick holders, Akro

Agate and Victorian milk glass. 15 years ago he "stumbled" upon carnival glass, liked it, and shifted into high gear in this hobby. He enjoys everything carnival has to offer and his collection includes classic, contemporary and new pieces. He belongs to 8 carnival clubs and 4 other collecting clubs. He tries to participate in as many club functions as he can so as to learn more about his hobbies. Dave serves as a Director on the WWW.CGA Board of Directors.

Biography of Brian Pitman
our Educational Speaker
will be in our next newsletter.
Our Educational Program will be Friday afternoon
October 13th, 2006

Fenton's Feather Stitch Bowl
By Alan & Lorraine Pickup
Originally written in October of 1995.



FENTON'S FEATHER STITCH BOWL

Edward's Standard Encyclopedia of Carnival Glass states " this pattern is a kissing cousin of the well-known Coin Dot design." We agree, but would like to take that statement one step further. The mould for this pattern was very possibly the Coin Dot mould that was sent back to the mold shop and re-tooled to create a new design that we know today as Feather Stitch. First, let me say that there are two different moulds for the Coin Dot bowl. One has eight coin dots in the center and the other has a seven coin dot center. Obviously the Feather Stitch mold was created from the latter. By comparing the basic glass colors, iridescence and available shapes, both Coin Dot bowls appear to be Fenton products.

Several years ago during a discussion with Frank Fenton, he informed us that moulds were re-tooled creating new designs. He was talking at the time about adding hobs to many older molds to keep the Hobnail glass line going. Competition between glass makers was intense and in order to keep one's share of the glass market, new designers were in constant demand. The cost of making the moulds was a big expense and if an existing mould could be changed to create a new design, it was very cost effective to do so.



FENTON'S COIN DOT BOWL

Read Joan Doty's article in the April 1994 Texas Carnival Glass Newsletter. Her observations on Fenton's Long Thumbprint and Long Hobnail vases states, "It is as though a Long Thumbprint mould had hobnails cut into each of the thumbprints." She also pictures a Fenton Knotted Beads vase. These look to me like hobs were added to the Diamond and Rib vase moulds.

We recently found a green Feather Stitch bowl with the 3-1 candy ribbon edge. A shape that we have collected for many years. Feather Stitch is not a frequently seen pattern in green and the first 3-1 edge Feather Stitch bowl we have seen. Most of the thirty seven 3-1 bowls on our wall are Fenton and Dugan patterns, so a detail comparison of the Coin Dot and Feather Stitch bowls was easily made. The addition of the six small flowers, and the connecting wreath, plus add the stitching between the stippled coin dots and Presto – a new pattern is born.

We feel another mould that was re-tooled was the popular Holly and Rib compote. This small compote that is easily found in any antique mall today, and in many colors, was probably recreated by cutting the holly and berries into a slow selling Rib compote. We have to presume the small Rib compote was a slow seller in its day because of their scarcity today. On the other hand, the Holly and Rib compote must have been a big success from their abundant availability today. Apparently the Feather Stitch bowl was not enough of a pattern change to whip up much excitement among the buyers as they are rather scarce today.

April 2006 – The 3-1 green Feather Stitch is still hanging on the wall. This bowl like all our glass has a story. We were in an antique shop on the way to KC one year and Tom Burns walked in, also buying on his way to KC. I had this bowl in my hand and Tom was too anxious for me to set it down so we bought it. Although it has a burnt spot right in the center I felt it was at least very scarce as Tom has a good eye for rarity. Tom is an amazing guy. Although we had met only a couple of times previous to this encounter he could remember what I had mail bid on in one of his last auctions.



Horse Head Medallion

A review by Jerry Kudlac

Fenton's Horse Head Medallion pattern first appeared in custard glass about 1915, followed by carnival glass, and then in pink depressions glass in 1930. The design consists of five circular medallions (horse heads) with a background of petals. The pattern is found in 7 – 8 inch plates and bowls with a collar base or with three ball feet. Bowls may be ruffled, round, ice cream; jack-in-the-pulpit, nut bowl and rosebowl shape and found in over a dozen different colors. The rarest being a red Rosebowl that sold for \$9000 in 1995.

Recently, I purchased an old print of the 1848 painting *Pharaoh's Horses* by John Frederick Herring, Sr. (1795-1865) at a local carnival glass auction. Fenton's Horse Head Medallion pattern is a stylized version of this painting in reverse (a mirror image). After finding the print was unsuitable for reframing, an internet search resulted in not only finding another print; but also, an interesting story about its' popularity, symbolism, and origin. Historically, horses have been a symbol of wealth, status and power since biblical times. The inspiration for the printing is thought to be the Egyptian horses used by pharaoh's chariots in pursuit of the Israelites into the Red Sea.


Herring first exhibited the painting, entitled *A Study*, in 1848, at the British Institute; the following year he changed the title to *Pharaoh's Horses*. Later, it became a very popular engraving and marketing logo in American and Europe. A framed engraving referred to as *Horse Heads*, attributed to Rosa Bonheur, sold for 75 cents in the 1902 Sears, Roebuck and Co catalog. The artist's name usually remained obscure as unauthorized images were copied. The Herring painting sold for the first time in 1986, at Christie's auction house of London for \$445,000. It is now in another private collection.

Interestingly, the design was found in a tattoo archive collection indicating it has also been popular with tattoo artists for over 100 years. By the 1920s, it was advertised in tattoo suppliers' catalogs along with other classic religious-art designs and as the cover for a how-to-tattoo booklet.

Herring's, painting was thought to be the oldest rendition of *Pharaoh's Horses* until 1987, when Randall E. Tyree, an artist from Leslie, Missouri purchased an old unsigned painting of Arabian horses for \$25 at the Sullivan flea market. The McCrone Research Institute of Chicago was commissioned to analyze the painting after Christie's auction house stated the painting was a copy. Dr. Walter McCrone, well-know for his examination of the "Shroud of Turin" and works by Rembrandt and Manet, stated that the hand-woven canvas predated the Industrial Revolution of the 1820s' and the paint pigments dated to 1704, indicating the painting to be 100 years or more older than Herring's version.

Continued on the following page.

Horse Head Medallion Plate from the Collection of Eleanor Hamilton



Continued

Horse Head Medallion

A review by Jerry Kudlac

Tyree then traced the ownership of the painting to a local Carver family who immigrated to the US in 1915, from Disington, Cumbria, in northern England where it had hung in the tavern called "The Boot". Oliver Beckett, a Herring & Sons art historian, examined the painting and stated that Herring, Sr. was a stagecoach driver in that area of northern England while developing his craft as an equine artist and it may have the inspiration for his version of the painting. Both paintings feature three identically posed charging white Arabian horses, but with a few differences. The unsigned painting is a 24 x 24 inch square canvas that conveys a sense of power, motion and fear of the horses being overcome by dark clouds and drowning in a stormy sea. The unsigned version made its first public appearance in 1999, when Tyree issued a limited-edition lithograph. Herring's version was painted on a 30 inch circular canvas; but conveys the horses in more placid mood with a blue sky and calm seas. Since the mid-1880s, it has been the source of the classical "Horse Head" design.

We now own a new print of Herring's painting as well as Tyree's lithograph to augment our glass collection. Tyree is writing a book entitled "The Mystery of Pharaoh's Horses" describing his investigation and authentication of the painting. Ironically, a number of rare pieces of carnival glass have followed a similar path of discovery and documentation. Who would have known that carnival glass was part of an interesting who-did-it story?

NOTE: I would like to thank Randall E. Tyree for copyright permission to publish the photograph of the unsigned painting and for his generous sharing of information for this article. The lithograph is available for purchase from: Blue Tree Gallery, 6167 Hwy AC, Leslie, MO. 63056. (573) 457-8358.



Western Thistle

Vase & Tumbler

This is continuing a short series on items made from tumblers.

Some call them hat shape, whimsies or vases.

Since I collect small vases I tend to call them small vases Since

I have written about tumblers some of the information will be repeated, but you will be able to see a picture you haven't seen before of the hat shapes & vases.

Don Kime

#6

Western Thistle

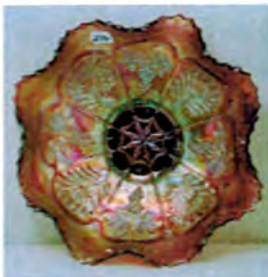


This tumbler and vase were made by Riihimaen Lasi of Finland.

The vase is found many times in a light marigold. I looked a long time before I found a deep marigold one. I would like to have a blue vase and they do exist. They are thick and heavy glass. It is a pretty tumbler and makes a very nice vase.

Air Capital Carnival Glass Club has had the privilege of having Will & Judy Schutz as members for many years. They have opened their home to our club and we have seen their beautiful glass. They win awards whenever they display their glass.

Do to health reasons they are selling their glass on June 10th, 2006 at the Mickey Reichel Auction Center in Boonville, Missouri.

Pictured are just a few pieces of their wonderful glass.





Princess Lamp

The base on this interesting lamp was made by the U.S. Glass Company and is sometimes found with a cloth shade.

The lamp pictured above is the other way the lamp is found. It has a Lined Lattice vase with a hole cut in the center and turned upside down for a shade. Lined Lattice was made by the Dugan Glass Company. One wonders, if a distributor bought the base and the shade and combined them. However you find the lamp it is desirable and has electric iridescence. They are found in marigold and purple, with purple being the most desirable. They can sell anywhere from \$350.00 to \$800.00.

Bernice



Diamonds

Made by the Millersburg Glass Company.

Simple design of large diamonds with a zipper like border.

Pitcher are only about 7 inches tall. Most common color is green.

Other colors found have been amethyst, marigold, & aqua teal.

There are only a few punch bowls & bases known. The punch above sold in 2000 for \$6,000.00. There is also one spittoon whimsy made from a tumbler.



Double Star

Made by the Cambridge Glass Company

The pattern has two types of stars on the trunk. It has a whirling star and a small hobstar. Some pieces are marked with "Nearcut".

Most common color is green, but also found in amethyst & marigold.

Only known in water sets. The whimsy spittoon is a rarity made from a tumbler. It sold in 1999 for \$3,900.00. Some feel that the Buzz Saw cruets are actually this pattern, but Alan & Lorraine Pickup think they are different, though similar pattern.

Geometric Patterns Continuing series.



Diamond & Starburst

Made by the Imperial Glass Company

Found only in wine sets which usually include decanter, stopper & six wine glasses. Damaged or missing stopper can greatly reduce the value.

Found in marigold & purple.

Marigold sets will bring \$135.00 to \$160.00.

Purple sets will bring \$400.00 to \$800.00.



Double Diamond

Made by Josef Inwald of Czechoslovakia.

Double Diamond has two diamonds or three x's in an oval.

Items made were a tumbler up & dresser set pictured.

The dresser set includes a ring tree, pin dish, cologne bottle & perfume.

Found only in marigold. Tumbler up and two perfumes sold on ebay in 2004 for \$103.00.

Many thanks to Dave Doty for allowing the Air Capital Club to borrow his pictures for this series of Geometric Patterns.


All these patterns are on his web site at www.ddoty.com.

E-bay



Top Sales March & April 2006

Sold March 29th, 2006
Townpump Marigold
Sold with 2 other pieces of glass.
Seller had no idea what he had.
21 Bids
Total price \$1,975.00



Sold March 21nd, 2006
Northwood Peacocks Plate
Horehound or Smoke
2 Bids
Total Price \$1,999.00



Sold March 15th, 2006
Australian Kiwi Bowl
Marigold
18 Bids
Total Price \$2,024.90




Sold March 12th, 2006
Fenton Rustic 21 1/4"
Funeral Vase - Amethyst
10 Bids
Total Price \$1877.51

Sold March 5th, 2006
Fenton Holly Ruffled Bowl
Celeste Blue
26 Bids
Total Price \$2,585.82



Some other sales
Sold April 23rd, 2006
Fenton Rustic 9 1/2" Vase – Red
\$4,090.00
Sold April 20th, 2006
Millersburg Hanging Cherries
Powder Jar Green - \$1,852.77



**Raspberry water pitcher
ice green
super, super rare, not many
known, pretty example, WOW!**

Readers! Lend me your ears, sorry; it should have been, your eyes. Here, we have an extra ordinary rarity; an ice green Raspberry water pitcher pouring a Wichita Tornado. May, I suggest one drink, otherwise; you will be gone with the wind and I don't mean the movie. Research shows very little to report on this example, its rare, very limited and carries a Neeman Marcus price tag. Some collectors call this pattern Blackberry, black or rasp, these berries will cost you a price tag of \$3,000 - \$4,000 and this does not include Spiderman; who was loaned to Air Capital Carnival Glass Club from his studio for promotional advertising.

*Carnivally Yours
Fred Rudy*



Blue People's Vase

This vase that belonged to Pete & Paula Bingham brought a record price for a single Carnival Glass item to have sold at auction. It sold at the HOACGA auction for \$100,000.00. The new owners are Stacy & Dresiree Willis.

Some other highlights from the sale were:

- Northwood Strawberry Stippled Bowl – Aqua Opal - \$30,000.00
- Northwood Acorn Burrs 8 piece Punch Set – Ice Blue - \$8,500.00
- Northwood Acorn Burrs 8 piece Punch Set – Purple - \$6,500.00
- Northwood Grape & Cable Hatpin Holder–Heat check - AO - \$15,000.00
- Northwood Rose Show Plate – Ice Green Opal - \$8,000.00
- Northwood Embroidered Mums Ruffled Bowl – Aqua Opal - \$15,000.00
- Dugan Christmas Compote – Purple - \$6,500.00
- Millersburg Mitered Ovals Vase – Amethyst - \$10,500.00
- Fenton Rustic 23” Funeral Vase – Emerald Green - \$17,000.00
- Fenton Lotus & Grape 9” Plate – Small Chip – Marigold - \$9,500.00
- Northwood Grape & Cable 8 piece Mid Size Punch Set – IG - \$15,000.00
- Northwood Peacocks Stippled PCE Bowl–Small Chip - AO - \$10,500.00
- Northwood Good Luck Bowl – Ice Green - \$14,500.00
- Northwood Three Fruits Stippled Plate – Horehound - \$11,000.00
- Millersburg Hobstar and Feather Giant Rosebowl – Amethyst - \$3,800.00
- Millersburg Peacock large ICS Bowl – Amethyst - \$8,500.00
- Northwood Grape & Cable 8 piece Stippled Small Punch Set – Emerald Green - \$7,500.00
- Millersburg Ohio Star Vase – Emerald Green - \$4,800.00
- Flint Glass Company Novelty Covered Frog – Ice Blue - \$3,700.00



Mystery Pitcher

We would really appreciate some help on identifying this Carnival Glass Pitcher. Purchased at a local auction just because it was pretty.

We haven't been able to find the maker or pattern name. I've looked in all the books I have, with no luck.

We believe it to be foreign, as surely we would have found it, if it is a piece of American glass.

The pitcher has eight panels & the handle is molded in the glass – not applied.

The top of each pattern appears to be a flower with a bulb or oval circle on top. I can't find any other pattern that has the petals going up with a oval circle on the top. The height is 6 inches and has a bulbous milk pitcher shape.

If you have some idea, would you please e-mail Randy or Bernice Thach at accgc@cox.net.

Thanks Bernice

Air Capital Carnival Glass Club April 2nd Meeting



David Doty's Guide to Classic Carnival Glass

This new guide to Classic Carnival Glass contains all the information about classic Carnival currently on Dave Doty's web site. It includes most of the photos (some 1500), in black and white. There are 218 pages in 8 1/2 x 11 inch format and bound so that the book lays flat. Perfect for traveling. Last updated May, 2005. The price is \$35 plus \$4 Priority mailing in the U.S. The cost of shipping to Canada is \$9 US, to the UK, \$12 US.

Payment may be made to email address (ddaviddoty@rcn.com) via Pay Pal or by check or money order to:

David Doty
721 W. Buckingham Place
Chicago, Illinois 60657

Mordini's 2005 Carnival Glass Auction Price Report

For auctions conducted in 2005.
Auctions reports to be mailed in
Mid January, 2006.

Tom & Sharon Mordini's 21st annual Carnival Glass Auction Price Report for all major carnival glass auctions conducted in 2005. Listing over 5,000 items of carnival glass sold at major carnival glass auction in the U.S.

Order Now!

Don't be without this valuable resource.

Prices are as follows:

2005 Report (2 or more, each) \$11.00
Back Issues (98,99,00,01,02,03,04) \$8.00
Order from Tom & Sharon Mordini
36 N.

Freeport, IL. 61032

Phone 815-235-4407

Or email tommordini@aol.com

Air Capital Carnival Glass Club (ACCGC) Newsletter & Advertising Policy

The Air Capital Carnival Glass Club (ACCGC) is a non-profit organization devoted to the education and promotion of collecting Carnival Glass.

Membership in ACCGC includes a subscription to the ACCGC Newsletter that is published six times per year. Months of publication are January, March, May, July, September, and November. Annual membership rates: USA - \$20.00, Canadian \$22.50, and other foreign. \$25.00. Membership fees are due at the October convention for the next year. Fees must be paid no later than December to continue receiving the Newsletter.

(Members Only) Copy for publication should be submitted before the month previous to the publication month. Newsletter Editor shall manage the selection and scheduling of submitted copy for publication. All copy to be printed as submitted. Copy may be rejected, if Newsletter Editor of President consider it not to be appropriate or not consistent with club goals.

Articles appearing in the ACCGC Newsletter may not be reprinted without the permission of the ACCGC or the author.

The Air Capital Carnival Glass Club and Officers are not responsible for opinions expressed, accuracy, claims made by contributors, sale of products, or any outcomes resulting from the use of the information either printed or implied.

Complementary advertisement of listing - (As space permits).

Carnival Glass Event Calendar - Auctions or Conventions & Auctions Line listing of event with pertinent information published each issue.

Carnival Glass Club Convention Notices - Two listings - One-quarter page (2 1/4 x 5 1/4) published in each issue containing pertinent information about the Conventions.

(This is in addition to the listing in the Carnival Glass Event Calendar.)

Carnival Glass Conventions & Auctions

May 4th – 6th, 2006

Jim Wroda Auction
Lystone Carnival Glass
Club Convention
Holiday Inn East
Harrisburg, Pennsylvania
Paul & Maybelline Poiry
Collection

www.jimwrodaauction.com

May 13th, 2006

Jim Seeck Auction
Rock Falls Community Center
Rock Falls, Iowa
Ed Gustavson & other
consignments.

www.seeckauction.com

May 27th, 2006

Jim Wroda Carnival Glass Auction
Midwest Auction Facility
Greenville, Ohio
8th Memorial Weekend Auction
John & Jeanette Rogers Collection

www.jimwrodaauction.com

June 1st - 3rd, 2006

Jim Seeck Auction
Lincoln Land Carnival Glass
Convention Auction
Best Western Hotel
5105 S. Howell Avenue
Milwaukee, Wisconsin

www.seeckauction.com

June 8th, 2006

Withington Auction
Hillsboro Center, New Hampshire

Marcia Leisure
(603) 464-3232

Pieces Carnival Glass

withingtonauction.com

June 10th, 2006

Mickey Reichel Auction
Mickey Reichel Auction Center
Boonville, Missouri
Will & Judy Schutz Collection
(660) 882-5292

mreichel@awk-shn.com

June 23rd, 2006

A.C.G.A. Convention Auction
Bill Richards Auction
Parkersburg Holiday Inn
225 Holiday Hills Drive
Parkersburg, West Virginia
(304) 485-6300

www.billrichardsauctioneers.com

June 30th – July 1st, 2006

Jim Wroda Carnival Glass Auction
Midwest Auction Facility
Greenville, Ohio
Gretha Wagan Collection

www.jimwrodaauction.com

July 18th – 22nd, 2006

I.C.G.A. Convention
Jim Seeck Auction
Cedar Rapids Marriott
1200 Collins Road North East
Cedar Rapids, Iowa
Ott – Nielsen Collection

www.seeckauction.com

August 5th, 2006

Jim Wroda Carnival Glass Auction
Midwest Auction Facility
Greenville, Ohio
Ron & Barbara Shoff Collection

www.jimwrodaauction.com

August 19th, 2006

Mickey Reichel Auction
Boonville, Missouri
Winnie Brim Collection
(660) 882-5292